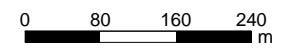


Length scale 1:8000



BARR Killoch Energy Recovery Park

Title: Figure 11.1
Existing Sensitive Receptor Locations





Drawn By: Gareth Hughes

Checked By: Gareth Hughes

Approved By: Mark Dawson

08/05/2015

Signs and symbols

-  Main Buildings
-  Auxiliary building
-  Sensitive Receptor
-  Site Boundary



wardell
armstrong